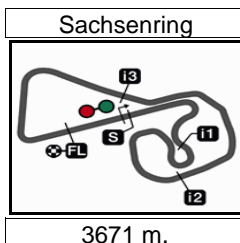


LIQUI MOLY MOTORRAD GRAND PRIX DEUTSCHLAND


Free Practice Nr. 4

Classification

14



3671 m.

		Rider	Nation	Team	Motorcycle	Time	Lap Total	Gap	Top Speed
1	5	Johann ZARCO	FRA	Pramac Racing	DUCATI	1'21.397	14 17		299.1
2	20	Fabio QUARTARARO	FRA	Monster Energy Yamaha MotoGP	YAMAHA	1'21.480	4 21	0.083 0.083	291.8
3	88	Miguel OLIVEIRA	POR	Red Bull KTM Factory Racing	KTM	1'21.554	4 18	0.157 0.074	295.8
4	43	Jack MILLER	AUS	Ducati Lenovo Team	DUCATI	1'21.558	6 15	0.161 0.004	298.3
5	93	Marc MARQUEZ	SPA	Repsol Honda Team	HONDA	1'21.661	11 15	0.264 0.103	295.0
6	41	Aleix ESPARGARO	SPA	Aprilia Racing Team Gresini	APRILIA	1'21.686	9 17	0.289 0.025	292.6
7	73	Alex MARQUEZ	SPA	LCR Honda CASTROL	HONDA	1'21.767	3 15	0.370 0.081	294.2
8	44	Poi ESPARGARO	SPA	Repsol Honda Team	HONDA	1'21.912	10 14	0.515 0.145	295.8
9	36	Joan MIR	SPA	Team SUZUKI ECSTAR	SUZUKI	1'21.924	5 16	0.527 0.012	296.4
10	21	Franco MORBIDELLI	ITA	Petronas Yamaha SRT	YAMAHA	1'22.047	11 15	0.650 0.123	283.4
11	33	Brad BINDER	RSA	Red Bull KTM Factory Racing	KTM	1'22.070	12 16	0.673 0.023	297.5
12	12	Maverick VIÑALES	SPA	Monster Energy Yamaha MotoGP	YAMAHA	1'22.073	11 14	0.676 0.003	292.6
13	30	Takaaki NAKAGAMI	JPN	LCR Honda IDEMITSU	HONDA	1'22.185	5 18	0.788 0.112	290.3
14	46	Valentino ROSSI	ITA	Petronas Yamaha SRT	YAMAHA	1'22.352	14 16	0.955 0.167	291.1
15	42	Alex RINS	SPA	Team SUZUKI ECSTAR	SUZUKI	1'22.401	5 14	1.004 0.049	291.8
16	27	Iker LECUONA	SPA	Tech 3 KTM Factory Racing	KTM	1'22.407	4 16	1.010 0.006	293.4
17	32	Lorenzo SAVADORI	ITA	Aprilia Racing Team Gresini	APRILIA	1'22.436	4 11	1.039 0.029	288.7
18	89	Jorge MARTIN	SPA	Pramac Racing	DUCATI	1'22.455	7 15	1.058 0.019	299.1
19	23	Enea BASTIANINI	ITA	Avintia Esponsorama	DUCATI	1'22.506	12 16	1.109 0.051	295.0
20	9	Danilo PETRUCCI	ITA	Tech 3 KTM Factory Racing	KTM	1'22.523	3 14	1.126 0.017	291.8
21	63	Francesco BAGNAIA	ITA	Ducati Lenovo Team	DUCATI	1'22.617	6 17	1.220 0.094	296.7
22	10	Luca MARINI	ITA	SKY VR46 Avintia	DUCATI	1'22.736	12 16	1.339 0.119	292.6

Practice condition: **Dry**Air: **31°**Humidity: **47%**Ground: **50°**

Fastest Lap:	Lap: 14	Johann ZARCO	1'21.397	162.3 Km/h
Best Race Lap:	2019	Marc MARQUEZ	1'21.228	162.6 Km/h
All Time Lap Record:	2019	Marc MARQUEZ	1'20.195	164.7 Km/h

The results are provisional until the end of the limit for protest and appeals.

Time limit for protest expires 30' after publication of the results - Time:

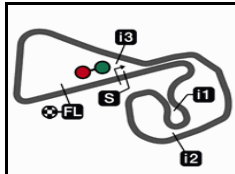
These data/results cannot be reproduced, stored and/or transmitted in whole or in part by any manner of electronic, mechanical, photocopying, recording, broadcasting or otherwise now known or herein after developed without the previous express consent by the copyright owner, except for reproduction in daily press and regular printed publications on sale to the public within 60 days of the event related to those data/results and always provided that copyright symbol appears together as follows below.

© DORNA, 2021

Official MotoGP Timing by **TISSOT**
www.motogp.com

Sachsenring, Saturday, June 19, 2021





3671 m.

LIQUI MOLY MOTORRAD GRAND PRIX DEUTSCHLAND

Free Practice Nr. 4

Top Speed & Average

15



Rider	Nation	Motorcycle	Top 5 speeds					Average	Top
5 Johann ZARCO	FRA	DUCATI	299.1	299.1	299.1	298.3	298.3	298.8	299.1
89 Jorge MARTIN	SPA	DUCATI	299.1	298.3	298.3	298.3	298.3	298.5	299.1
43 Jack MILLER	AUS	DUCATI	298.3	298.3	297.5	297.5	296.7	297.5	298.3
33 Brad BINDER	RSA	KTM	297.5	296.7	296.7	296.7	296.7	296.8	297.5
63 Francesco BAGNAIA	ITA	DUCATI	296.7	295.8	295.8	295.8	295.0	295.5	296.7
44 Po ESPARGARO	SPA	HONDA	295.8	295.0	295.0	295.0	295.0	295.1	295.8
88 Miguel OLIVEIRA	POR	KTM	295.8	295.0	294.2	294.2	294.2	294.7	295.8
23 Enea BASTIANINI	ITA	DUCATI	295.0	294.2	294.2	293.4	293.4	293.9	295.0
93 Marc MARQUEZ	SPA	HONDA	295.0	295.0	294.2	294.2	294.2	294.5	295.0
73 Alex MARQUEZ	SPA	HONDA	294.2	294.2	294.2	293.4	293.4	293.9	294.2
27 Iker LECUONA	SPA	KTM	293.4	292.6	292.6	292.6	291.8	292.5	293.4
36 Joan MIR	SPA	SUZUKI	293.4	292.6	292.6	292.6	291.1	292.1	293.4
10 Luca MARINI	ITA	DUCATI	292.6	291.8	291.1	291.1	290.3	291.2	292.6
12 Maverick VIÑALES	SPA	YAMAHA	292.6	291.8	291.1	291.1	291.1	291.5	292.6
41 Aleix ESPARGARO	SPA	APRILIA	292.6	292.6	292.6	292.6	292.6	292.6	292.6
9 Danilo PETRUCCI	ITA	KTM	291.8	289.5	289.5	288.7	288.7	289.4	291.8
20 Fabio QUARTARARO	FRA	YAMAHA	291.8	291.1	291.1	291.1	290.3	290.9	291.8
42 Alex RINS	SPA	SUZUKI	291.8	291.1	291.1	291.1	291.1	291.2	291.8
46 Valentino ROSSI	ITA	YAMAHA	291.1	289.5	288.7	288.7	288.0	288.7	291.1
30 Takaaki NAKAGAMI	JPN	HONDA	290.3	289.5	289.5	289.5	289.5	289.7	290.3
32 Lorenzo SAVADORI	ITA	APRILIA	288.7	288.0	287.2	286.4	285.7	287.0	288.7
21 Franco MORBIDELLI	ITA	YAMAHA	286.4	286.4	286.4	285.7	285.7	286.1	286.4

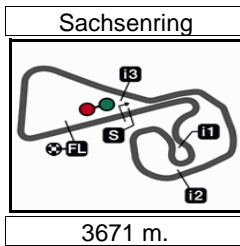
These data/results cannot be reproduced, stored and/or transmitted in whole or in part by any manner of electronic, mechanical, photocopying, recording, broadcasting or otherwise now known or herein after developed without the previous express consent by the copyright owner, except for reproduction in daily press and regular printed publications on sale to the public within 60 days of the event related to those data/results and always provided that copyright symbol appears together as follows below.

© DORNA, 2021

Official MotoGP Timing by TISSOT
www.motogp.com



Sachsenring, Saturday, June 19, 2021



Results and timing service provided by TISSOT

MotoGP™

LIQUI MOLY MOTORRAD GRAND PRIX DEUTSCHLAND

Free Practice Nr. 4

Chronological Analysis of Performances

16

* Lap / Sector time cancelled **T1** Time from finish line to 1st intermediate **T3** Time from 2nd intermed. to 3rd intermed.
P Crossing the finish line in pit lane **T2** Time from 1st intermed. to 2nd intermed. **T4** Time from 3rd intermediate to finish line
****** Tyre data subject to further updates

Lap	Lap Time	T1	T2	T3	T4	Speed	Lap	Lap Time	T1	T2	T3	T4	Speed
1st	5	Johann ZARCO		DUCATI		FRA	14	1'22.051	18.155	23.656	19.114	21.126	289.5
		Pramac Racing					15	1'22.262	18.346	23.673	19.134	21.109	289.5
		Runs=3 Total laps=17 Full laps=12					16	1'22.288	18.242	23.685	19.181	21.180	291.1
Run #	1	Front Tyre	Slick-Hard	Rear Tyre	Slick-Medium								
		New Tyre		14 Laps at start									
1	1'43.372	20.121	25.523	20.309	22.251								
2	1'23.700	18.624	23.930	19.529	21.617	287.2							
3	1'23.732	18.478	24.073	19.549	21.632	295.8							
4	1'23.311	18.436	23.888	19.570	21.417	295.8							
5	1'31.367 P	20.279	25.553	20.206	25.329	298.3							

		3rd		88 Miguel OLIVEIRA		KTM	POR
		Red Bull KTM Factory Racing					
		Runs=2 Total laps=18 Full laps=15					
Run #	1	Front Tyre	Slick-Hard	Rear Tyre	Slick-Medium		
		5 Laps at start		19 Laps at start			
6	5'17.325	20.650	25.374	20.050	21.562		
7	1'23.111	18.482	23.949	19.568	21.112	296.7	
8	1'22.836	18.273	23.751	19.487	21.325	297.5	
9	1'23.149	18.373	23.877	19.583	21.316	296.7	
10	1'23.267	18.372	23.944	19.531	21.420	295.8	
11	1'33.380 P	21.723	25.500	20.283	25.874	291.8	
Run #	2	Front Tyre	Slick-Hard	Rear Tyre	Slick-Medium		
		11 Laps at start		New Tyre			
12	4'29.942	19.534	24.626	19.743	21.384		
13	1'21.951	18.269	23.603	19.143	20.936	297.5	
14	1'21.397	18.084	23.378	19.066	20.869	299.1	
15	1'21.782	18.044	23.704	19.125	20.909	298.3	
16	1'22.785	18.085	23.651	19.208	21.841	299.1	
17	1'21.872	18.142	23.607	19.142	20.981	299.1	
Run #	1	Front Tyre	Slick-Hard	Rear Tyre	Slick-Medium		
		18 Laps at start		10 Laps at start			
11	5'49.118	21.160	24.547	19.315	21.244		
12	1'22.162	18.413	23.593	18.983	21.173	290.3	
13	1'21.671	18.231	23.534	18.916	20.990	295.0	
14	1'21.831	18.260	23.624	18.981	20.966	294.2	
15	1'21.916	18.183	23.564	19.083	21.086	293.4	
16	1'32.904	22.511	29.633	19.497	21.263	289.5	
17	1'22.140	18.332	23.733	19.062	21.013	294.2	
18	1'21.762	18.156	23.666	18.992	20.948	295.8	

		2nd		20 Fabio QUARTARARO		YAMAHA	FRA
		Monster Energy Yamaha MotoGP					
		Runs=1 Total laps=21 Full laps=19					
Run #	1	Front Tyre	Slick-Hard	Rear Tyre	Slick-Medium		
		New Tyre		New Tyre			
1	2'31.678	20.704	25.399	20.243	21.798		
2	1'21.894	18.106	23.633	19.126	21.029	291.1	
3	1'21.590	18.012	23.491	19.070	21.017	289.5	
4	1'21.480	18.007	23.487	19.013	20.973	290.3	
5	1'21.576	18.001	23.538	19.044	20.993	289.5	
6	1'21.527	18.011	23.516	19.014	20.986	290.3	
7	1'21.777	18.095	23.551	19.053	21.078	290.3	
8	1'21.675 *	18.108	23.533	19.015	21.019*	288.7	
9	1'21.801	18.109	23.586	19.062	21.044	285.7	
10	1'21.791	18.047	23.605	19.081	21.058	288.0	
11	1'21.961	18.045	23.613	19.141	21.162	288.7	
12	1'30.616	18.273	29.900	20.526	21.917	288.0	
13	1'22.212	18.213	23.687	19.142	21.170	288.7	
Run #	1	Front Tyre	missing data	Rear Tyre	missing data		
		Laps at start		New Tyre			
1	1'48.942	21.781	25.285	20.051	21.577		
2	1'27.829	18.346	23.693	19.647	26.143	295.8	
3	1'21.904	18.063	23.404	19.333	21.104	295.0	
4	1'21.663	17.935	23.371	19.283	21.074	296.7	
5	1'21.880	17.896	23.450	19.197	21.337	295.8	
		4th		43 Jack MILLER		DUCATI	AUS
		Ducati Lenovo Team					
		Runs=2 Total laps=16 Full laps=14					

Fastest Lap: Johann ZARCO Pramac Racing FRA **1'21.397** 18.084 23.378 19.066 20.869

These data/results cannot be reproduced, stored and/or transmitted in whole or in part by any manner of electronic, mechanical, photocopying, recording, broadcasting or otherwise now known or herein after developed without the previous express consent by the copyright owner, except for reproduction in daily press and regular printed publications on sale to the public within 60 days of the event related to those data/results and always provided that copyright symbol appears together as follows below.
© DORNA, 2021



Free Practice Nr. 4

MotoGP

Lap	Lap Time	T1	T2	T3	T4	Speed	Lap	Lap Time	T1	T2	T3	T4	Speed	
6	<u>1'21.558</u>	17.913	23.409	19.242	<u>20.994</u>	295.8	Run # 3	<i>Front Tyre</i> Slick-Hard	<i>Rear Tyre</i> Slick-Medium					
7	1'21.608	17.931	23.430	<u>19.167</u>	21.080	295.8				18 Laps at start			5 Laps at start	
unfinished						250.0								
Run # 2	<i>Front Tyre</i> missing data	<i>Rear Tyre</i> missing data												
		Laps at start		7 Laps at start										
8	1'27.040 *	21.037*	24.619	19.972	21.412		12	5'22.650	18.916	24.901	19.169	21.917		
9	1'23.013	18.473	23.793	19.642	21.105	293.4	13	1'25.847	19.846	24.348	19.733	21.920	292.6	
10	1'22.325	17.930	23.634	19.388	21.373	297.5	14	1'22.110	18.250	23.765	19.069	21.026	291.1	
11	1'22.372	18.184	23.646	19.406	21.136	295.8	15	1'22.425	18.253	23.837	19.275	21.060	291.1	
12	1'21.994	18.082	23.526	19.263	21.123	297.5	16	1'22.439	18.170	23.829	19.272	21.168	292.6	
13	1'21.978	18.070	23.558	19.241	21.109	296.7	17	1'22.379	18.147	23.816	19.207	21.209	292.6	
14	1'22.033	18.038	23.503	19.262	21.230	<u>298.3</u>								
15	1'22.161	18.011	23.582	19.318	21.250	298.3								
5th	93	Marc MARQUEZ		HONDA	SPA									
		Repsol Honda Team												
		Runs=2	Total laps=15	Full laps=12										
Run # 1	<i>Front Tyre</i> Slick-Hard	<i>Rear Tyre</i> Slick-Medium												
		8 Laps at start		New Tyre										
1	1'36.281	18.951	24.889	20.210	22.231		1	1'34.490	19.287	24.767	20.016	21.671		
2	1'23.627	18.457	24.382	19.515	21.273	292.6	2	1'22.616	18.343	23.809	19.254	21.210	292.6	
3	1'22.219	18.256	23.614	19.274	21.075	<u>295.0</u>	3	<u>1'21.767</u>	<u>18.181</u>	<u>23.480</u>	<u>19.012</u>	21.094	<u>294.2</u>	
4	1'22.008	18.226	23.535	19.174	21.073	294.2	4	1'22.534	18.629	23.603	19.151	21.151	292.6	
5	1'21.913	18.145	23.571	19.099	21.098	293.4	5	1'22.012	18.187	23.534	19.101	21.190	294.2	
6	1'21.839	18.072	23.529	19.160	21.078	294.2	6	1'22.192	18.307	23.500	19.168	21.217	292.6	
7	1'26.065 P	18.069	23.562	19.201	25.233	291.8	7	1'22.035	18.264	23.500	19.242	<u>21.029</u>	293.4	
Run # 2	<i>Front Tyre</i> Slick-Hard	<i>Rear Tyre</i> Slick-Medium												
		15 Laps at start		7 Laps at start										
8	11'23.400 *	21.701	24.154	19.312	25.778*		8	1'24.103	18.249	23.582	19.188	23.084	292.6	
9	1'25.596	18.360	23.600	19.204	24.432	293.4	9	1'22.084	18.275	23.506	19.182	21.121	291.1	
10	1'22.160	18.301	23.536	19.157	21.166	290.3	10	1'29.706 P	19.677	25.150	19.833	25.046	291.8	
11	<u>1'21.661</u>	18.092	23.541	<u>19.046</u>	<u>20.982</u>	294.2	Run # 2	<i>Front Tyre</i> Slick-Hard	<i>Rear Tyre</i> Slick-Medium					
12	1'21.872	18.127	23.541	19.108	21.096	295.0			18 Laps at start		10 Laps at start			
13	1'22.058	<u>18.067</u>	23.692	19.194	21.105	292.6	11	6'17.873	18.760	24.567	19.645	21.489		
14	1'21.981	18.079	23.548	19.281	21.073	292.6	12	1'22.533	18.314	23.644	19.316	21.259	291.8	
15	1'21.862	18.127	<u>23.507</u>	19.150	21.078	293.4			unfinished		292.6			
6th	41	Aleix ESPARGARO		APRILIA	SPA									
		Aprilia Racing Team Gresini												
		Runs=3	Total laps=17	Full laps=12										
Run # 1	<i>Front Tyre</i> Slick-Hard	<i>Rear Tyre</i> Slick-Medium												
		7 Laps at start		12 Laps at start										
1	1'39.594	19.216	24.562	19.802	21.686		Run # 3	<i>Front Tyre</i> Slick-Medium	<i>Rear Tyre</i> Slick-Soft					
2	1'23.467	18.434	24.094	19.520	21.419	291.8			4 Laps at start		4 Laps at start			
3	1'23.403	18.445	24.091	19.486	21.381	291.1	13	1'27.758 *	20.861*	25.763	19.733	21.401		
4	1'23.755	18.365	24.121	19.539	21.730	290.3	14	1'22.377	18.392	23.763	19.136	21.086	293.4	
5	1'23.292	18.416	24.040	19.473	21.363	289.5	15	1'21.882	18.245	23.509	19.015	21.113	294.2	
6	1'32.756 P	19.547	26.138	20.148	26.923	285.7								
Run # 2	<i>Front Tyre</i> Slick-Hard	<i>Rear Tyre</i> Slick-Medium												
		13 Laps at start		New Tyre										
7	4'39.203	22.481	25.200	19.975	21.831		8th	44	Poi ESPARGARO		HONDA	SPA		
8	1'22.130	18.270	23.712	19.045	21.103	<u>292.6</u>			Repsol Honda Team					
9	<u>1'21.686</u>	18.144	<u>23.616</u>	<u>19.004</u>	<u>20.922</u>	291.8			Runs=2	Total laps=14	Full laps=9			
10	1'22.279	<u>18.123</u>	23.826	19.229	21.101	292.6	Run # 1	<i>Front Tyre</i> Slick-Hard	<i>Rear Tyre</i> Slick-Medium					
11	1'32.656 P	20.649	25.831	20.219	25.957	290.3			New Tyre		New Tyre			
		13 Laps at start		New Tyre										
1	1'47.215	22.602	25.757	19.726	21.601		Run # 2	<i>Front Tyre</i> Slick-Hard	<i>Rear Tyre</i> Slick-Medium					
2	1'26.290	18.514	26.649	19.502	21.625	295.0			8 Laps at start		8 Laps at start			
3	1'22.175	18.241	23.740	19.115	21.079	295.0	9	6'34.581	30.633	26.264	19.354	21.131		
4	1'26.477	18.242	23.693	22.887	21.655	<u>295.8</u>	10	<u>1'21.912</u>	18.210	23.665	19.043	<u>20.994</u>	293.4	
5	1'22.219	18.194	23.729	19.138	21.158	295.0	11	1'26.559	19.941	25.819	19.556	21.243	291.8	
6	1'21.925	18.221	23.608	19.083	21.013	295.0	12	1'22.103	<u>18.104</u>	23.622	19.109	21.268	295.0	
7	1'29.509	21.721	27.238	19.384	21.166	295.0	13	1'21.728 *	18.170*	<u>23.558</u>	<u>18.994</u>	21.006	294.2	
8	1'27.210 P	18.354	23.663	19.117	26.076	293.4	14	1'37.410 P	21.605	27.197	22.898	25.710	288.0	
Run # 2	<i>Front Tyre</i> Slick-Hard	<i>Rear Tyre</i> Slick-Medium												
		8 Laps at start		8 Laps at start										

Fastest Lap: Johann ZARCO Pramac Racing FRA **1'21.397** 18.084 23.378 19.066 20.869

These data/results cannot be reproduced, stored and/or transmitted in whole or in part by any manner of electronic, mechanical, photocopying, recording, broadcasting or otherwise now known or herein after developed without the previous express consent by the copyright owner, except for reproduction in daily press and regular printed publications on sale to the public within 60 days of the event related to those data/results and always provided that copyright symbol appears together as follows below.
© DORNA, 2021

Official MotoGP Timing by TISSOT
www.motogp.com

Sachsenring, Saturday, June 19, 2021

Page 2 of 5



Free Practice Nr. 4

MotoGP

Lap	Lap Time	T1	T2	T3	T4	Speed	Lap	Lap Time	T1	T2	T3	T4	Speed
9th 36 Joan MIR SUZUKI SPA Team SUZUKI ECSTAR							4	1'22.849	18.211	23.661	19.666	21.311	295.0
Runs=2 Total laps=16 Full laps=11							5	1'22.364	18.277	23.575	19.444	21.068	294.2
6							6	1'22.194	18.137	23.588	19.269	21.200	296.7
7							7	1'22.325	18.225	23.686	19.330	21.084	295.8
8							8	1'30.680 P	20.800	24.871	19.684	25.325	295.8
Run #	1	Front Tyre	Slick-Hard	Rear Tyre	Slick-Medium	New Tyre	Run #	2	Front Tyre	Slick-Hard	Rear Tyre	Slick-Medium	New Tyre
6 Laps at start							17 Laps at start						
1	2'00.792	19.922	24.933	19.900	21.389		9	5'45.211	20.470	24.370	19.554	21.065	
2	1'24.020	18.654	24.068	19.812	21.486	288.0	10	1'22.128	18.269	23.609	19.317	20.933	295.8
3	1'26.730	18.593	23.849	19.343	24.945	286.4	11	1'22.099	18.170	23.544	19.342	21.043	296.7
4	1'22.127	18.250	23.644	19.223	21.010	293.4	12	1'22.070	18.129	23.591	19.321	21.029	296.7
5	1'21.924	18.153	23.503	19.154	21.114	292.6	13	1'22.085	18.186	23.529	19.148	21.222	296.7
6	1'28.514 P	18.311	23.603	20.279	26.321	292.6	14	1'22.173	18.121	23.705	19.284	21.063	297.5
12 Laps at start							6 Laps at start						
7	5'05.585	22.476	24.697	19.559	21.215		15	1'22.075	18.111	23.648	19.287	21.029	296.7
8	1'22.284	18.244	23.686	19.238	21.116	288.7	16	1'28.283 P	20.096	23.984	19.221	24.982	295.0
9	1'22.086	18.231	23.558	19.253	21.044	290.3							
10	1'22.252	18.229	23.632	19.190	21.201	289.5							
11	1'25.906	18.254	23.593	22.469	21.590	291.1							
12	1'22.184	18.145	23.666	19.240	21.133	292.6							
13	1'22.214	18.181	23.602	19.232	21.199	289.5							
14	1'22.436 *	18.257*	23.687	19.254	21.238	291.1							
15	1'22.256	18.227	23.616	19.207	21.206	291.1							
16	1'34.274 P	20.627	26.413	20.061	27.173	270.0							
10th 21 Franco MORBIDELLI YAMAHA ITA Petronas Yamaha SRT													
Runs=2 Total laps=15 Full laps=10													
Run #	1	Front Tyre	Slick-Hard	Rear Tyre	Slick-Medium	New Tyre	Run #	2	Front Tyre	Slick-Hard	Rear Tyre	Slick-Medium	New Tyre
9 Laps at start							6 Laps at start						
1	1'30.042	20.748	26.187	20.132	21.755		3	4'35.650	21.283	24.526	19.711	21.915	
2	1'23.382	18.684	23.836	19.458	21.404	283.4	4	1'22.571	18.261	23.761	19.277	21.272	291.1
3	1'22.648	18.491	23.683	19.277	21.197	285.7	5	1'28.343 P	18.205	23.655	19.204	27.279	291.1
4	1'22.300	18.360	23.536	19.236	21.168	284.9							
5	1'47.125	18.320	23.639	37.211	27.955	286.4							
6	1'26.979 P	18.544	23.614	19.148	25.673	285.7							
7 Laps at start							11 Laps at start						
7	4'45.208	21.197	24.815	19.524	21.307		6	5'18.334	19.914	24.343	19.601	21.369	
8	1'22.938	18.654	23.851	19.243	21.190	279.0	7	1'22.450	18.323	23.563	19.366	21.198	288.7
9	1'22.146	18.359	23.579	19.150	21.058	286.4	8	1'22.270	18.133	23.724	19.236	21.177	289.5
10	1'22.242	18.304	23.568	19.237	21.133	283.4	9	1'28.090 P	18.201	23.642	21.191	25.056	290.3
11	1'22.047	18.310	23.570	19.128	21.039	283.4							
12	1'22.152	18.285	23.575	19.161	21.131	284.2							
13	1'22.079	18.265	23.599	19.179	21.036	286.4							
14	1'30.827 *	20.927*	27.301	20.484	22.115	284.9							
15	1'26.229 P	18.385	23.682	19.137	25.025	285.7							
13th 30 Takaaki NAKAGAMI HONDA JPN LCR Honda IDEMITSU													
Runs=2 Total laps=18 Full laps=14													
Run #	1	Front Tyre	Slick-Hard	Rear Tyre	Slick-Medium	New Tyre	Run #	2	Front Tyre	Slick-Hard	Rear Tyre	Slick-Medium	New Tyre
6 Laps at start							12 Laps at start						
1	1'55.411	22.550	25.804	20.494	22.273		5	1'22.185	18.373	23.647	18.962	21.203	288.7
2	1'23.614	18.807	24.106	19.357	21.344	286.4	6	1'22.436	18.325	23.674	19.138	21.299	289.5
3	1'22.968	18.456	23.641	19.083	21.788	288.7	7	1'22.210	18.417	23.584	19.115	21.094	288.7
4	1'22.540	18.500	23.707	19.129	21.204	289.5	8	1'42.531 P	23.624	27.563	24.939	26.405	287.2
9 Laps at start													
1	1'42.132	20.764	25.005	20.675	21.962								
2	1'22.806	18.484	23.772	19.408	21.142	296.7							
3	1'22.207	18.358	23.582	19.210	21.057	294.2							

Fastest Lap: Johann ZARCO Pramac Racing FRA 1'21.397 18.084 23.378 19.066 20.869

These data/results cannot be reproduced, stored and/or transmitted in whole or in part by any manner of electronic, mechanical, photocopying, recording, broadcasting or otherwise now known or herein after developed without the previous express consent by the copyright owner, except for reproduction in daily press and regular printed publications on sale to the public within 60 days of the event related to those data/results and always provided that copyright symbol appears together as follows below.
© DORNA, 2021

Official MotoGP Timing by TISSOT
www.motogp.com



Free Practice Nr. 4

MotoGP

Lap	Lap Time	T1	T2	T3	T4	Speed	Lap	Lap Time	T1	T2	T3	T4	Speed
Run # 2	Front Tyre	Slick-Hard		Rear Tyre	Slick-Medium		13	1'24.025	18.607	23.999	19.414	22.005	289.5
		18 Laps at start			20 Laps at start		14	1'26.810	P 18.416	24.139	19.652	24.603	291.8
9	6'29.692	29.912	32.035	21.220	22.011								
10	1'25.306	20.104	24.419	19.445	21.338		281.2						
11	1'27.054	* 18.598	23.827	19.164	25.465*		289.5						
12	1'27.463	20.358	24.055	19.370	23.680		287.2						
13	1'23.030	18.857	23.708	19.182	21.283		274.8						
14	1'22.585	18.446	23.667	19.191	21.281		284.9						
15	1'22.515	18.410	23.751	19.094	21.260		288.7						
16	1'22.861	18.474	23.757	19.246	21.384		286.4						
17	1'22.721	18.389	23.709	19.234	21.389		290.3						
18	1'22.583	18.351	23.712	19.238	21.282		289.5						

14th 46 **Valentino ROSSI** YAMAHA ITA
 Petronas Yamaha SRT
 Runs=2 Total laps=16 Full laps=11

Run #	Front Tyre	Slick-Hard	Rear Tyre	Slick-Medium	Speed
1	2'01.369	20.354	24.855	20.020	21.536
2	1'23.972	18.559	23.815	19.822	21.776
3	1'23.506	18.624	23.980	19.472	21.430
4	1'22.820	18.365	23.804	19.437	21.214
5	1'22.750	18.429	23.665	19.370	21.286
6	1'22.583	18.347	23.662	19.301	21.273
7	1'22.633	18.408	23.712	19.213	21.300
8	1'30.487	P 19.820	25.015	20.034	25.618

Run #	Front Tyre	Slick-Hard	Rear Tyre	Slick-Medium	Speed
9	8'47.077	20.480	24.792	20.021	21.512
10	1'22.702	18.355	23.737	19.384	21.226
11	1'22.515	* 18.262*	23.787	19.252	21.214
12	1'22.499	18.331	23.640	19.160	21.368
13	1'27.949	20.786	25.683	20.140	21.340
14	1'22.352	18.253	23.683	19.309	21.107
15	1'22.496	18.193	23.731	19.323	21.249
16	1'31.019	P 20.031	25.644	20.467	24.877

15th 42 **Alex RINS** SUZUKI SPA
 Team SUZUKI ECSTAR
 Runs=2 Total laps=14 Full laps=10

Run #	Front Tyre	Slick-Hard	Rear Tyre	Slick-Medium	Speed
1	2'15.198	20.465	25.455	20.091	21.737
2	1'23.353	18.607	23.955	19.510	21.281
3	1'22.831	18.426	23.832	19.458	21.115
4	1'22.670	18.325	23.735	19.326	21.284
5	1'22.401	18.267	23.734	19.216	21.184
6	1'22.481	18.297	23.709	19.282	21.193
7	1'22.576	18.271	23.709	19.366	21.230
8	1'22.587	18.395	23.754	19.300	21.138
9	1'29.309	P 19.301	25.324	20.108	24.576

Run #	Front Tyre	Slick-Hard	Rear Tyre	Slick-Medium	Speed
10	6'22.292	20.265	24.814	19.521	22.049
11	1'22.638	18.387	23.801	19.303	21.147
12	1'22.488	18.330	23.663	19.287	21.208

16th 27 **Iker LECUONA** KTM SPA
 Tech 3 KTM Factory Racing
 Runs=2 Total laps=16 Full laps=11

Run #	Front Tyre	Slick-Hard	Rear Tyre	Slick-Medium	Speed
1	1'49.200	21.531	25.221	19.964	21.726
2	1'22.765	18.380	23.653	19.446	21.286
3	1'22.492	18.350	23.712	19.202	21.228
4	1'22.407	18.392	23.724	19.240	21.051
5	1'22.528	18.395	23.708	19.179	21.246
6	1'22.563	18.288	23.735	19.246	21.294
7	1'22.561	18.268	23.725	19.337	21.231
8	1'22.742	18.468	23.775	19.339	21.160
9	1'31.004	P 20.591	24.807	19.848	25.758

Run #	Front Tyre	Slick-Hard	Rear Tyre	Slick-Medium	Speed
10	5'06.587	21.551	25.272	20.312	24.594
11	1'27.022	18.739	24.136	22.506	21.641
12	1'22.710	18.357	23.827	19.331	21.195
13	1'22.498	18.353	23.762	19.237	21.146
14	1'22.866	* 18.412*	23.818	19.388	21.248
15	1'22.834	18.428	23.906	19.360	21.140
16	1'31.011	P 20.036	24.957	20.020	25.998

17th 32 **Lorenzo SAVADORI** APRILIA ITA
 Aprilia Racing Team Gresini
 Runs=3 Total laps=11 Full laps=5

Run #	Front Tyre	Slick-Hard	Rear Tyre	Slick-Medium	Speed
1	1'30.269	19.312	25.953	20.234	21.733
2	1'23.422	18.658	23.877	19.314	21.573
3	1'22.582	18.421	23.757	19.230	21.174
4	1'22.436	18.373	23.711	19.247	21.105
5	1'22.490	18.250	23.680	19.393	21.167
6	1'32.540	P 20.793	24.020	21.664	26.063

Run #	Front Tyre	Slick-Hard	Rear Tyre	Slick-Medium	Speed
7	5'24.522	21.902	24.663	21.089	24.291
8	1'28.372	P 18.542	23.862	20.194	25.774

Run #	Front Tyre	Slick-Hard	Rear Tyre	Slick-Medium	Speed
9	8'30.640	21.918	24.510	19.724	21.436
10	1'24.911	18.527	23.871	20.061	22.452
11	1'28.732	P 18.477	24.072	20.301	25.882

18th 89 **Jorge MARTIN** DUCATI SPA
 Pramac Racing
 Runs=2 Total laps=15 Full laps=12

Run #	Front Tyre	Slick-Hard	Rear Tyre	Slick-Medium	Speed
1	2'00.087	20.826	25.937	20.495	21.966
2	1'24.635	19.140	24.189	19.802	21.504
3	1'23.134	18.520	23.872	19.425	21.317

Fastest Lap: Johann ZARCO Pramac Racing FRA 1'21.397 18.084 23.378 19.066 20.869

These data/results cannot be reproduced, stored and/or transmitted in whole or in part by any manner of electronic, mechanical, photocopying, recording, broadcasting or otherwise now known or herein after developed without the previous express consent by the copyright owner, except for reproduction in daily press and regular printed publications on sale to the public within 60 days of the event related to those data/results and always provided that copyright symbol appears together as follows below.
 © DORNA, 2021



Free Practice Nr. 4

MotoGP

Lap	Lap Time	T1	T2	T3	T4	Speed	Lap	Lap Time	T1	T2	T3	T4	Speed
4	1'22.850	18.202	23.950	19.458	21.240	297.5	11	1'22.867	18.328	23.839	19.314	21.386	288.7
5	1'24.081	18.278	23.876	19.542	22.385	297.5	12	1'32.054	18.294	28.476	20.836	24.448	288.7
6	1'22.709	18.584	23.731	19.151	21.243	288.7	13	1'22.881	18.442	23.829	19.259	21.351	288.0
7	1'22.455	18.303	23.720	19.162	21.270	291.8	14	1'37.544 P	20.870	27.562	21.795	27.317	288.7
8	1'32.772 P	20.032	25.321	19.778	27.641	282.7							

Run #	2	Front Tyre	Slick-Medium	Rear Tyre	Slick-Medium
		18 Laps at start		21 Laps at start	
9	9'46.933	21.825	24.862	19.823	21.691
10	1'23.685	18.524	23.970	19.277	21.914
11	1'22.687	18.239	23.904	19.385	21.159
12	1'22.648	18.200	23.850	19.425	21.173
13	1'22.697	18.201	23.894	19.367	21.235
14	1'30.516	23.207	26.088	19.521	21.700
15	1'22.858	18.367	23.812	19.383	21.296

19th 23 Enea BASTIANINI DUCATI ITA
Avintia Esponsorama
Runs=2 Total laps=16 Full laps=10

Run #	1	Front Tyre	Slick-Medium	Rear Tyre	Slick-Medium
		6 Laps at start		6 Laps at start	
1	1'44.364	20.161	25.490	20.266	21.996
2	1'23.572	18.532	24.174	19.510	21.356
3	1'23.007	18.406	23.901	19.352	21.348
4	1'24.362	19.438	24.082	19.424	21.418
5	1'27.370 *	18.406	23.940	19.620	25.404*
6	1'23.003	18.533	23.897	19.319	21.254
7	1'30.709	22.589	26.919	19.891	21.310
8	1'22.831	18.395	23.839	19.306	21.291
9	1'31.369 P	19.090	25.180	20.259	26.840

Run #	2	Front Tyre	Slick-Medium	Rear Tyre	Slick-Medium
		15 Laps at start		15 Laps at start	
10	9'18.056	20.886	24.811	19.861	26.224
11	1'23.053 *	18.646*	23.905	19.313	21.189
12	1'22.506	18.326	23.860	19.208	21.112
13	1'26.829	19.016	25.276	20.064	22.473
14	1'22.902	18.270	24.023	19.462	21.147
15	1'22.923	18.244	23.929	19.503	21.247
16	1'28.440 P	18.196	24.992	20.245	25.007

20th 9 Danilo PETRUCCI KTM ITA
Tech 3 KTM Factory Racing
Runs=2 Total laps=14 Full laps=10

Run #	1	Front Tyre	Slick-Hard	Rear Tyre	Slick-Medium
		10 Laps at start		13 Laps at start	
1	1'42.611	21.635	24.670	20.809	23.073
2	1'23.111	18.563	23.905	19.323	21.320
3	1'22.523	18.347	23.749	19.172	21.255
4	1'22.683	18.281	23.792	19.316	21.294
5	1'22.761	18.307	23.769	19.344	21.341
6	1'22.665	18.277	23.745	19.330	21.313
7	1'33.002 P	21.380	26.588	19.685	25.349

Run #	2	Front Tyre	Slick-Hard	Rear Tyre	Slick-Medium
		17 Laps at start		20 Laps at start	
8	5'29.584	21.858	27.949	20.371	21.406
9	1'22.968	18.458	23.879	19.402	21.229
10	1'22.796	18.286	23.805	19.423	21.282

21st 63 Francesco BAGNAIA DUCATI ITA
Ducati Lenovo Team
Runs=2 Total laps=17 Full laps=13

Run #	1	Front Tyre	Slick-Hard	Rear Tyre	Slick-Medium
		New Tyre		16 Laps at start	
1	1'59.915	21.598	26.697	20.995	22.578
2	1'25.230	18.996	24.397	19.826	22.011
3	1'23.540	18.622	24.097	19.420	21.401
4	1'22.896	18.288	23.914	19.403	21.291
5	1'22.702	18.326	23.770	19.320	21.286
6	1'22.617	18.255	23.733	19.305	21.324
7	1'22.633	18.222	23.681	19.377	21.353
8	1'22.698	18.183	23.842	19.384	21.289
9	1'29.499 P	18.246	25.339	20.575	25.339

Run #	2	Front Tyre	Slick-Hard	Rear Tyre	Slick-Medium
		9 Laps at start		25 Laps at start	
10	5'37.652	21.538	25.939	20.788	22.013
11	1'23.857	18.595	24.039	19.550	21.673
12	1'23.104	18.388	23.844	19.457	21.415
13	1'22.631	18.217	23.673	19.356	21.385
14	1'22.954	18.323	23.809	19.486	21.336
15	1'22.706	18.198	23.788	19.450	21.270
16	1'23.020	18.266	23.812	19.399	21.543
17	1'28.463 P	18.221	23.848	19.840	26.554

22nd 10 Luca MARINI DUCATI ITA
SKY VR46 Avintia
Runs=2 Total laps=16 Full laps=11

Run #	1	Front Tyre	Slick-Hard	Rear Tyre	Slick-Medium
		12 Laps at start		12 Laps at start	
1	1'44.774	20.268	25.353	20.434	21.946
2	1'23.917	18.717	24.011	19.664	21.525
3	1'23.020	18.504	23.831	19.330	21.355
4	1'23.056	18.422	23.848	19.399	21.387
5	1'27.765	18.550	27.389	19.844	21.982
6	1'23.027	18.481	23.772	19.370	21.404
7	1'37.749 P	23.770	27.267	20.493	26.219


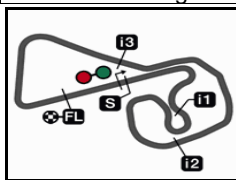
Run #	2	Front Tyre	Slick-Hard	Rear Tyre	Slick-Medium
		19 Laps at start		19 Laps at start	
8	5'02.598	22.140	24.830	20.063	23.067
9	1'26.276	18.747	24.070	19.533	23.926
10	1'24.383	18.400	23.892	19.459	22.632
11	1'26.028	18.394	23.737	19.407	24.490
12	1'22.736	18.370	23.807	19.232	21.327
13	1'22.900	18.214	23.797	19.424	21.465
14	1'22.947 *	18.534*	23.723	19.417	21.273
15	1'22.803	18.243	23.803	19.333	21.424
16	1'34.091 P	20.189	26.121	21.208	26.573

Fastest Lap: Johann ZARCO Pramac Racing FRA 1'21.397 18.084 23.378 19.066 20.869

These data/results cannot be reproduced, stored and/or transmitted in whole or in part by any manner of electronic, mechanical, photocopying, recording, broadcasting or otherwise now known or herein after developed without the previous express consent by the copyright owner, except for reproduction in daily press and regular printed publications on sale to the public within 60 days of the event related to those data/results and always provided that copyright symbol appears together as follows below.
© DORNA, 2021



Sachsenring

Results and timing service provided by  TISSOT

3671 m.

LIQUI MOLY MOTORRAD GRAND PRIX DEUTSCHLAND

Free Practice Nr. 4

Best Partial Times

MotoGP™

IT Ideal Lap Time, sum of the best partial times*BT* Best Lap Time

<i>T1</i>		<i>T2</i>		<i>T3</i>		<i>T4</i>				<i>IT</i>	<i>BT</i>	
Pos	Rider	Time	Rider	Time	Rider	Time	Rider	Time	Pos	Rider	<i>IT</i>	<i>BT</i>
1	J.MILLER	17.896	J.MILLER	23.371	M.OLIVEIRA	18.914	J.ZARCO	20.869	1	J.ZARCO	1'21.357	1'21.397 (1)
2	F.QUARTARARO	18.001	J.ZARCO	23.378	T.NAKAGAMI	18.962	M.OLIVEIRA	20.885	2	J.MILLER	1'21.428	1'21.558 (4)
3	J.ZARCO	18.044	A.MARQUEZ	23.480	P.ESPARGARO	18.994	A.ESPARGARO	20.922	3	M.OLIVEIRA	1'21.466	1'21.554 (3)
4	M.MARQUEZ	18.067	F.QUARTARARO	23.487	A.ESPARGARO	19.004	B.BINDER	20.933	4	F.QUARTARAR	1'21.474	1'21.480 (2)
5	P.ESPARGARO	18.104	J.MIR	23.503	A.MARQUEZ	19.012	F.QUARTARARO	20.973	5	M.MARQUEZ	1'21.602	1'21.661 (5)
6	B.BINDER	18.111	M.MARQUEZ	23.507	F.QUARTARARO	19.013	M.MARQUEZ	20.982	6	P.ESPARGAR	1'21.650	1'21.912 (8)
7	A.ESPARGARO	18.123	M.OLIVEIRA	23.511	M.MARQUEZ	19.046	J.MILLER	20.994	7	A.ESPARGAR	1'21.665	1'21.686 (6)
8	M.VIÑALES	18.133	B.BINDER	23.529	J.ZARCO	19.066	P.ESPARGARO	20.994	8	A.MARQUEZ	1'21.702	1'21.767 (7)
9	J.MIR	18.145	F.MORBIDELLI	23.536	M.VIÑALES	19.101	J.MIR	21.010	9	B.BINDER	1'21.721	1'22.070 (11)
10	M.OLIVEIRA	18.156	P.ESPARGARO	23.558	F.MORBIDELLI	19.128	A.MARQUEZ	21.029	10	J.MIR	1'21.812	1'21.924 (9)
11	A.MARQUEZ	18.181	M.VIÑALES	23.560	B.BINDER	19.148	F.MORBIDELLI	21.036	11	M.VIÑALES	1'21.899	1'22.073 (12)
12	F.BAGNAIA	18.183	T.NAKAGAMI	23.584	J.MARTIN	19.151	I.LECUONA	21.051	12	F.MORBIDELLI	1'21.965	1'22.047 (10)
13	V.ROSSI	18.193	A.ESPARGARO	23.616	J.MIR	19.154	T.NAKAGAMI	21.094	12	T.NAKAGAMI	1'21.965	1'22.185 (13)
14	E.BASTIANINI	18.196	V.ROSSI	23.640	V.ROSSI	19.160	M.VIÑALES	21.105	14	V.ROSSI	1'22.100	1'22.352 (14)
15	J.MARTIN	18.200	I.LECUONA	23.653	J.MILLER	19.167	L.SAVADORI	21.105	15	I.LECUONA	1'22.151	1'22.407 (16)
16	L.MARINI	18.214	A.RINS	23.663	D.PETRUCCI	19.172	V.ROSSI	21.107	16	J.MARTIN	1'22.230	1'22.455 (18)
17	L.SAVADORI	18.250	F.BAGNAIA	23.673	I.LECUONA	19.179	E.BASTIANINI	21.112	17	A.RINS	1'22.261	1'22.401 (15)
18	F.MORBIDELLI	18.265	L.SAVADORI	23.680	E.BASTIANINI	19.208	A.RINS	21.115	18	L.SAVADORI	1'22.265	1'22.436 (17)
19	A.RINS	18.267	J.MARTIN	23.720	A.RINS	19.216	J.MARTIN	21.159	19	E.BASTIANINI	1'22.355	1'22.506 (19)
20	I.LECUONA	18.268	L.MARINI	23.723	L.SAVADORI	19.230	D.PETRUCCI	21.229	20	D.PETRUCCI	1'22.423	1'22.523 (20)
21	D.PETRUCCI	18.277	D.PETRUCCI	23.745	L.MARINI	19.232	F.BAGNAIA	21.270	21	F.BAGNAIA	1'22.431	1'22.617 (21)
22	T.NAKAGAMI	18.325	E.BASTIANINI	23.839	F.BAGNAIA	19.305	L.MARINI	21.273	22	L.MARINI	1'22.442	1'22.736 (22)


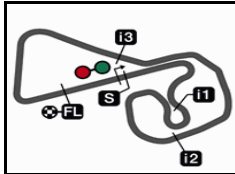
These data/results cannot be reproduced, stored and/or transmitted in whole or in part by any manner of electronic, mechanical, photocopying, recording, broadcasting or otherwise now known or herein after developed without the previous express consent by the copyright owner, except for reproduction in daily press and regular printed publications on sale to the public within 60 days of the event related to those data/results and always provided that copyright symbol appears together as follows below.

© DORNA, 2021

Official MotoGP Timing by TISSOT
www.motogp.com




Sachsenring

Results and timing service provided by **MotoGP™**

3671 m.

LIQUI MOLY MOTORRAD GRAND PRIX DEUTSCHLAND**Free Practice Nr. 4****Fastest Laps Sequence**

<i>Practice Time</i>	 <i>Rider</i>	<i>Nation</i>	<i>Motorcycle</i>	<i>Time</i>	<i>Km/h</i>	<i>Rider's Lap</i>
2'53.424	21 Franco MORBIDELLI	ITA	YAMAHA	1'23.382	158.4	2
2'57.106	73 Alex MARQUEZ	SPA	HONDA	1'22.616	159.9	2
3'21.918	88 Miguel OLIVEIRA	POR	KTM	1'22.376	160.4	2
3'53.572	20 Fabio QUARTARARO	FRA	YAMAHA	1'21.894	161.3	2
4'18.873	73 Alex MARQUEZ	SPA	HONDA	1'21.767	161.6	3
5'15.162	20 Fabio QUARTARARO	FRA	YAMAHA	1'21.590	161.9	3
6'05.290	88 Miguel OLIVEIRA	POR	KTM	1'21.554	162.0	4
6'36.642	20 Fabio QUARTARARO	FRA	YAMAHA	1'21.480	162.1	4
27'01.840	5 Johann ZARCO	FRA	DUCATI	1'21.397	162.3	14

These data/results cannot be reproduced, stored and/or transmitted in whole or in part by any manner of electronic, mechanical, photocopying, recording, broadcasting or otherwise now known or herein after developed without the previous express consent by the copyright owner, except for reproduction in daily press and regular printed publications on sale to the public within 60 days of the event related to those data/results and always provided that copyright symbol appears together as follows below.

© DORNA, 2021

Official MotoGP Timing by **TISSOT**
www.motogp.com

Sachsenring, Saturday, June 19, 2021